

E3 Gate valve | Combi valves



Overview

Design features

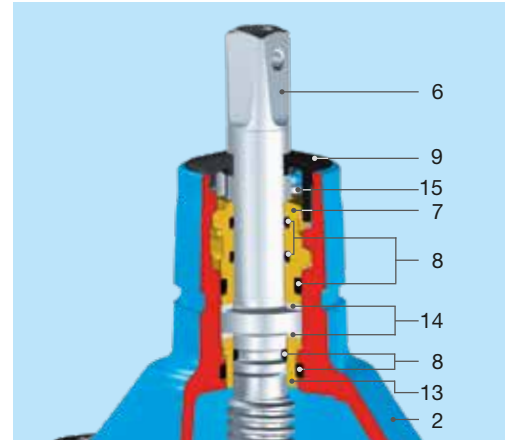
- Resilient seated gate valve according to EN 1171, EN 1074-1 and EN 1074-2 with smooth, straight-through bore
- Double bayonet O-ring carrier is connecting the spindle to the bonnet, allowing a fully encased, uniform epoxy powder coated bonnet for further improved corrosion protection
- Wedge guide made of wear resistant POM material in load optimized design minimizes attrition and ensures lowest torque actuation
- Wedge is flexible and fully linked in vulcanized elastomer to the wedge nut. This snug fit dampens vibration during opening and closing of the wedge
- Wedge nut has a long thread length allowing significantly higher torques than the standard before breaking
- O-rings, lip-seals mounted in the bonnet are replaceable under operating pressure
- Extended edge protection to avoid damages during transport, storage and assembly
- Sliding disks and ball bearing assure low friction performance of the spindle
- 100% suitable for buried installations

Material | Technical features

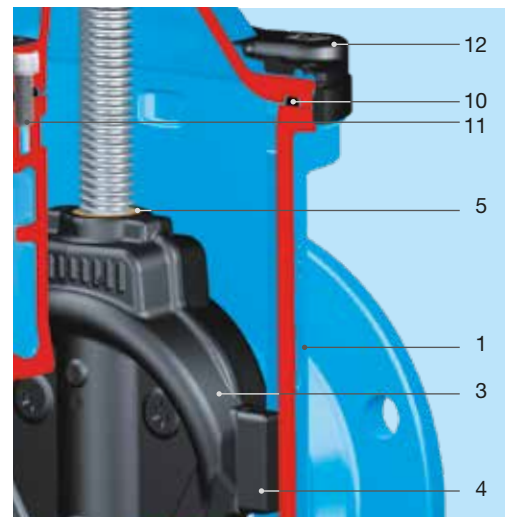
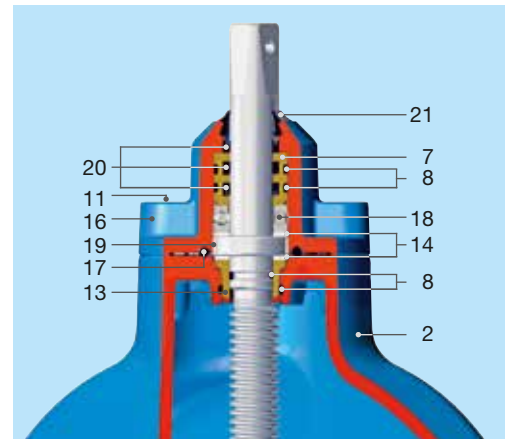
- 1,2 Body (1), bonnet (2), centering flange (16) made of ductile iron, epoxy powder coated inside and out
- 3 Wedge made of ductile iron (DN 50 made of dezincification-resistant brass) with vulcanized elastomer all-over
- 4 Wedge guide made of wear-resistant plastic
- 5 Wedge nut made of dezincification-resistant brass
- 6 Duplex stainless steel spindle with rolled thread and flat-rolled anti-friction surface
- 7 O-ring carrier made of brass, DN 50 – 200 with double bayonet
- 8 O-rings made of elastomer
- 9 Wiper ring made of PE
- 10 Bonnet gasket made of elastomer
- 11 Allen screws made of stainless steel, encased into the body with interlacing gasket and sealing compounds, ensuring full corrosion protection
- 12 Extended edge protection made of PE
- 13 Spindle bearing made of dezincification resistant brass
- 14 Sliding disks made of POM
- 15 Safety screw made of stainless steel
- 17 Centering flange gasket made of elastomer
- 18 Axial ball bearing permanently lubricated
- 19 Centering ring made of POM
- 20 Lip seals made of elastomer
- 21 Wiper ring made of elastomer

DN 50 – 200

Spindle bearing with sliding disks



DN 250 – 400 Spindle bearing with ball bearing and additional sliding disks



DN 500 – 600 in preparation - currently available - see page A 11/3

E3 Valve for PE fusion

DN 50 – 200, PN 10 | PN 16

Design features

- Resilient seated gate valve with PE fusion tails in combination with PE pipes according to EN 12201, DIN 8074
- This resilient seated valve has PE tails screwed and sealed into the sockets
- High performance sealing of the PE tails within the sockets is assured by two separate seals and a support liner
- The valve can be connected to the PE pipeline by either butt fusion or electrofusion
- One extension spindle for several dimensions
- Suitable for operation by automatic actuators
- Easy retrofitting of position indicator and automatic actuators on the standard bonnet
- Duplex stainless steel spindle

Standard version: without handwheel and extension spindle

Special versions: on request

No. 4050E3

No. 4051E3



Material | technical features

1 PE-fusion tail

Standard version PE 100-RC injection moulded

Support liner DN 50 made of POM,
from DN 65 – DN 200 made of stainless steel for PE-fusion tail(see drawing)

2 **Socket sealing** made of elastomer

3 **O-Ring** made of elastomer

Suitable accessories

Suitable accessories: see page A 2/2

Handwheel:		No. 7800
Extension spindles:	rigid	No. 9000E2/E3
	telescopic	No. 9500E2/E3
Surface boxes:	rigid	No. 1750
	telescopic	No. 2050, No. 2051K
Valve actuator:		No. 9920
Adapter for actuator (E2/E3 adapter):		No. 8630E2/E3
Base plate:		No. 3481, No. 3482
Operating cap:		No. 2156, No. 2157
Extension spindle:		No. 7820, No. 7825
Position indicator:		No. 2170E2/E3
HAWAK-pillar:		No. 9894, No. 9895

Order no.	MOP (PN)	Dimensions/DN Pipe Ø									
		50	65	80	100	100	125	150	150	200	200
4050E3	16	63	75	90	110	125	140	160	180	200	225
4051E3	10										

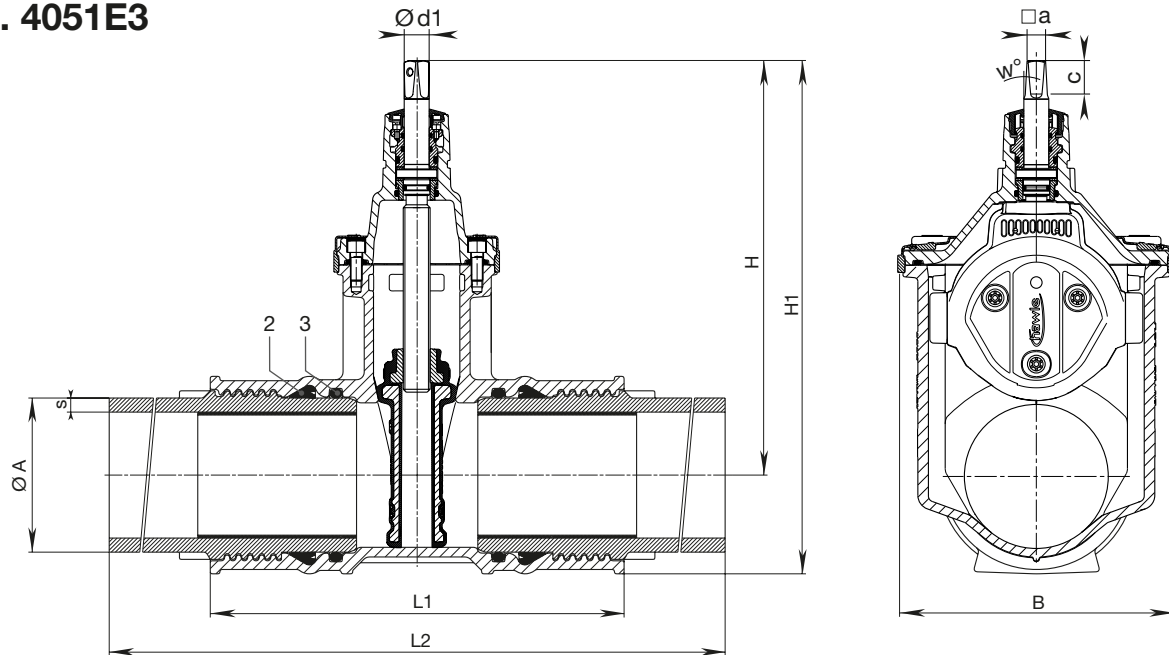
PE-fusion tail: No. 4050E3 PN 16 / SDR 11
No. 4051E3 PN 10 / SDR 17
(No. 4051E3 PN 10 / SDR 17.6 on request)

E3 Valve for PE fusion

DN 50 – 200, PN 10 | PN 16

No. 4050E3

No. 4051E3



PE-fusion tail: No. 4050E3 PN 16 / SDR 11
 No. 4051E3 PN 10 / SDR 17
 (No. 4051E3 PN 10 / SDR 17.6 on request)

DN	ØA	Valve with PE tails							Spindle				Weight
		s (SDR 17)	s (SDR 11)	H	H1	L1	L2	B	□ a	c	w°	Ød1	
50	63	3,8	5,8	234	283	280	648	143	14,8	29,2	3°	20,5	11,0
65	75	4,5	6,8	305	361	295	657	180	17,3	33,8		24	17,0
80	90	5,4	8,2	313	377	310	668	180	17,3	33,8		24	19,0
100	110	6,6	10,0	343	419	340	710	213	19,3	37,2		24	26,0
100	125	7,4	11,4	343	428	395	761	213	19,3	37,2		24	30,5
125	140	8,3	12,7	421	513	390	756	285	19,3	34,9		26	31,5
150	160	9,5	14,6	433	536	430	796	285	19,3	34,9		26	50,0
150	180	10,7	16,4	433	548	458	814	285	19,3	34,9		26	57,5
200	200	11,9	18,2	541	679	514	900	357	24,3	47,3		30	88,0
200	225	13,4	20,5	541	679	514	900	357	24,3	47,3		30	90,0